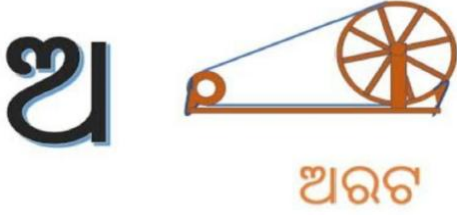







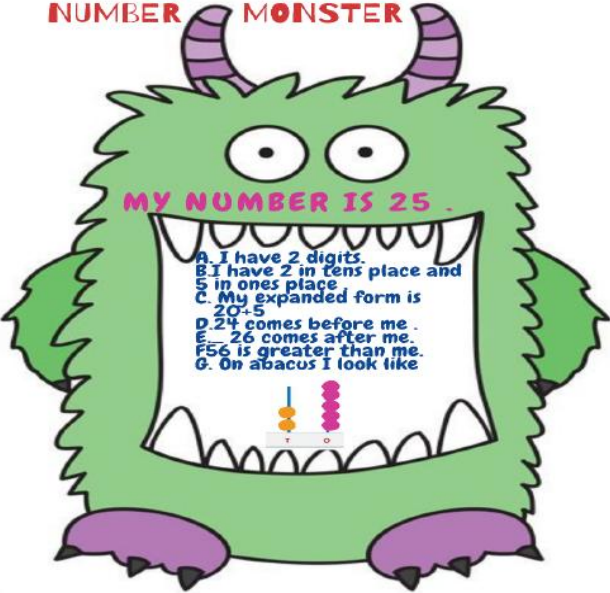


Dr. A.N.K DAV PUBLIC SCHOOL, ROURKELA
Holiday Homework for Summer Vacation (CLASS 1 & 2)
SESSION: (2024 – 25)

CLASS – I		
SL. NO.	SUBJECT	TOPIC
1.	ENGLISH	Activity - Paste the pictures of a, e, i, o, and u vowel sound words in your Scrapbook. (Two pictures each) Write Handwriting (page no. 1 to 10) in Pattern Writing Book.
2.	HINDI	Activity - दो, तीन और चार अक्षर वाले शब्दों, के तीन-तीन चित्र बना कर या चिपकाकर नाम लिखें। (Do it in your Scrapbook) Write handwriting (page no. 1 to 15) in आओ हिंदी लिखें Book.
3.	ODIA	<p>Activity - Draw and colour one picture each starting with Swara Varna in your Scrapbook. (ଅ ରୁ ଔ). For example –</p> <p style="text-align: center;"></p> <p>Practice story telling ଚତୁର କାଉ (Thirsty crow) Write Odia handwriting (page no.1 to10) in Odia Handwriting Book.</p>
4.	MATHS	Activity - Draw and colour the pictures in Scrapbook to show Comparison.(Big-Small, Tall-Short, More-Less, Thick -Thin)
5.	SCIENCE	Activity - Draw or paste the pictures of 10 body parts and write their names in your Scrapbook.
<p>* For all subjects - Learn and revise that you have been taught so far by writing them in your rough notebook. * Practice Reading.</p>		

CLASS – II

SL. NO.	SUBJECT	TOPIC
1.	ENGLISH	<p>a) Prepare ten lines on how you have spent your summer vacation</p> <p>b) Handwriting - complete up to page no 15</p> <p>c) Draw any five things you have seen during your vacation and write their names using 'a and an'. (Do in your Scrap book)</p>
2.	HINDI	<p>a) Activity-Paste five pictures of NATURAL THINGS and also write what you learn from them in one line. For example-</p> <p>सूरज - समय पर उठना,</p> <p>चींटी  -----,</p> <p>पेड़  -----,</p> <p>मछली  -----,</p> <p>बादल  -----।</p> <p>(Do it in your Scrap Book)</p> <p>b) आओ हिंदी लिखें (complete page 1 to 15)</p>
3.	ODIA	<p>a) ସ୍ଵରବର୍ଣ୍ଣ ରୁ ଦୁଇଟି ଲେଖା ଚିତ୍ରକରି ରଙ୍ଗ ଦିଅ ।</p> <p>Example-</p> <p align="center">ଅ  </p> <p align="center">ଅଚର ଅଚର</p> <p>b) ହସ୍ତଲିପି (complete pg 1 - 15)</p>
4.	MATHS	<p>Project-My number Monster</p> <p>Make a monster of any design using colour paper of A4 size paper .</p> <p>Take any two digit number and write all the information about that number as shown below.</p> <p>Example:</p> <div align="center"> <p>NUMBER MONSTER</p>  </div>

5.

SCIENCE

a) Draw any five pictures related to health and hygiene in your scrap book.
Example –



b) Clay Modeling :

Make model of any five body parts (Do it on a cardboard).
